



Situation Report on COVID-19 and Dengue

1 Jan – 28 Aug 2025

COVID-19

Cumulative Case

467

Cases in Last 7 days

11

Cases in Last 24 hours

7

Verified Deaths

3

No. of districts with cases reported

50

Dengue

Cumulative Case

3544

Cases in last 7 days

201

Cases in last 24 hours

11

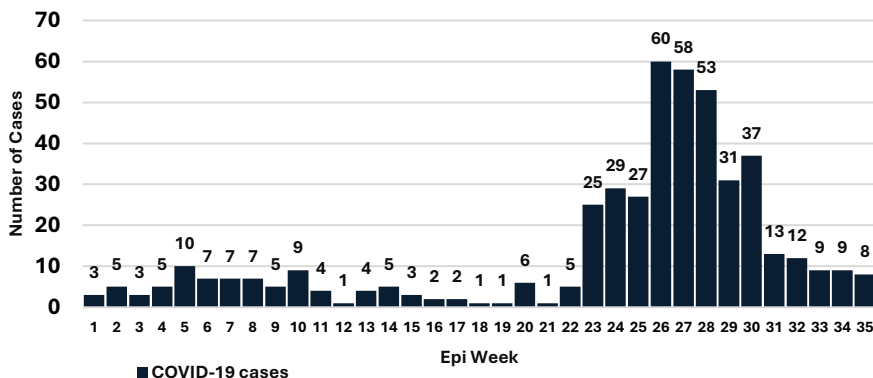
Verified Deaths

2

No. of districts with cases reported

74

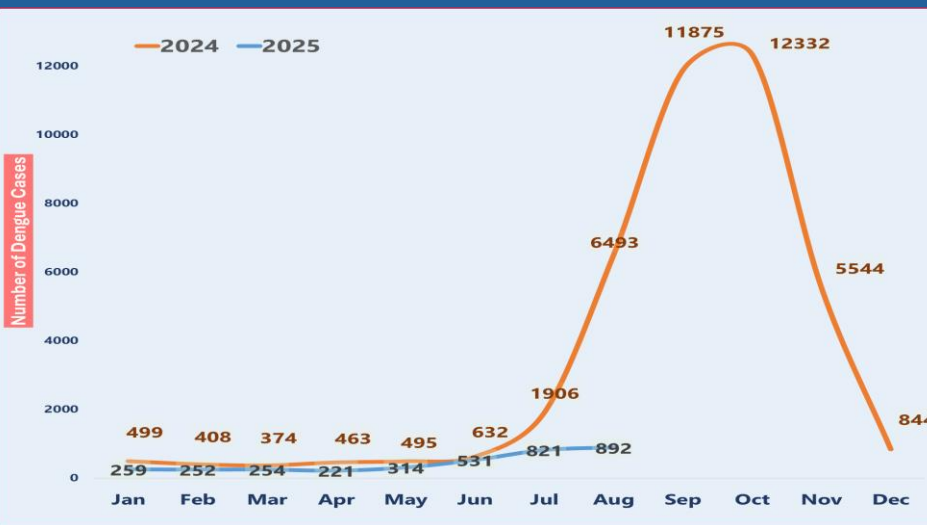
Distribution of COVID-19 cases by Epiweek, 2025



Province wise distribution of COVID-19 cases

Province	Last 7 days	Cumulative total case
Koshi	0	48
Madhesh	0	18
Bagmati	3	310
Gandaki	0	29
Lumbini	7	29
Karnali	1	9
Sudurpashchim	0	24

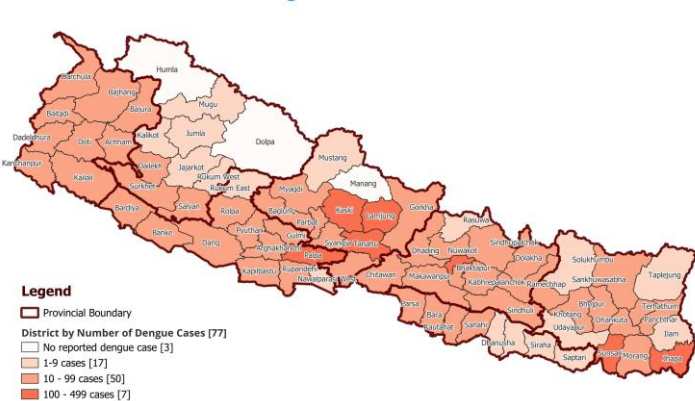
Monthly Trend of Dengue Cases



Province wise distribution of Dengue cases

Province	Last 7 days	Cumulative total case
Koshi	21	606
Madhesh	6	70
Bagmati	50	737
Gandaki	30	982
Lumbini	53	614
Karnali	24	118
Sudurpashchim	17	417

Districtwise Dengue Case Distribution in 2025



कोरोना भाइरस रोगबाट बच्ने उपायहरू

कोरोना भाइरसबाट बच्ने उपायहरू

- सामाजिक दुरी राख्नु
- हस्त शोध गर्नु
- मस्क लगाउनु
- घुम्ने ठाउँबाट टाढा रहनु
- संक्रमित व्यक्तिसँग सम्पर्क नगर्नु

डेंगुका मुख्य लक्षणहरू

- ज्वर
- बन्ने र सामयिक रूपमा उठ्नु
- बोलाकार रक्ती उठ्नु
- बन्ने र सामयिक रूपमा उठ्नु
- बन्ने र सामयिक रूपमा उठ्नु
- बन्ने र सामयिक रूपमा उठ्नु

