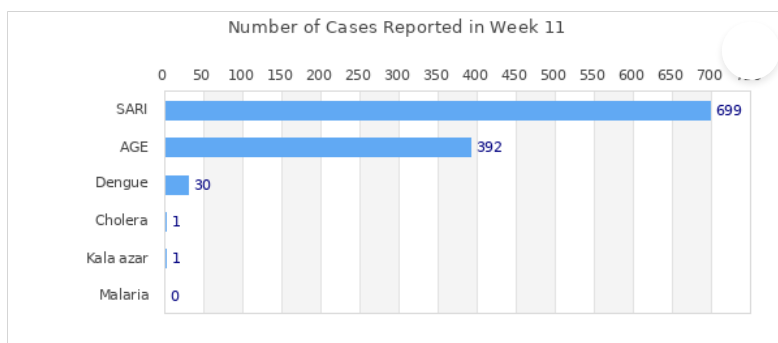




Highlights

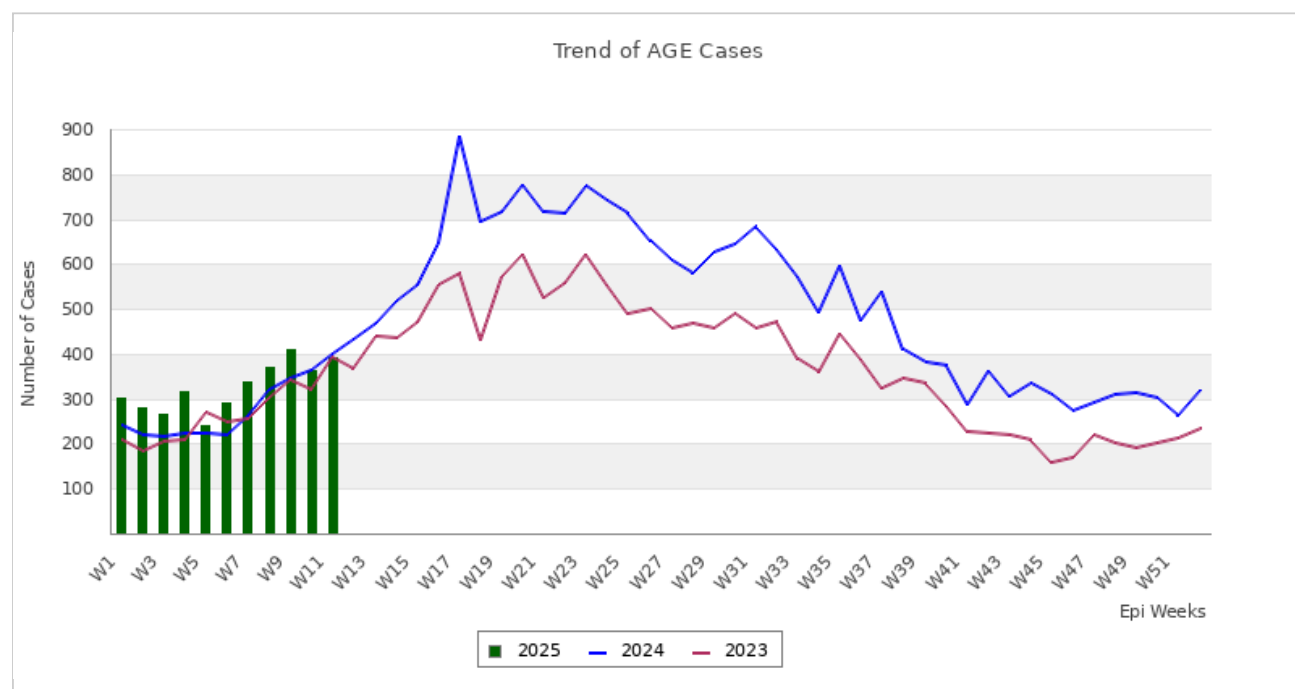
Among the reported diseases, **SARI** is the leading cause of morbidity in Week 11 with **702 reported cases**.

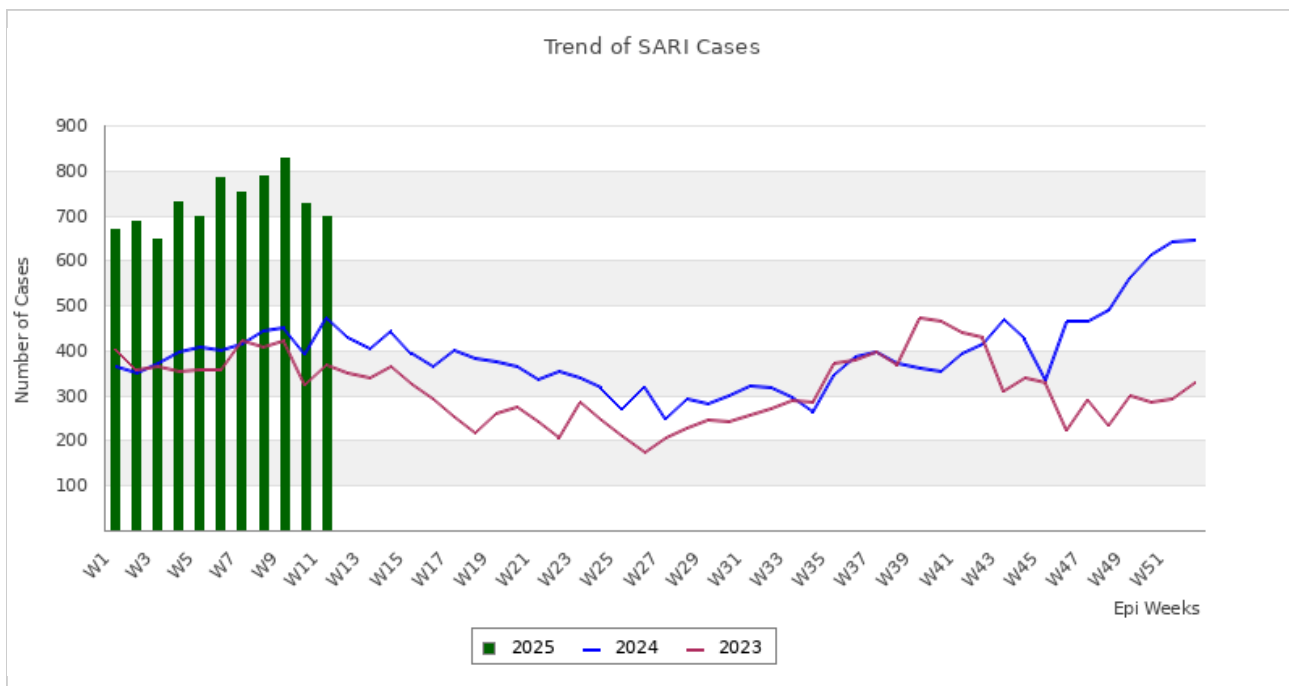
Overall reporting rate of Week 11 is **97.8%** with **131 out of 134** sentinel sites reporting to EWARS.



This bulletin includes data since January 2022 till date, including comparison of the same period last two year. In May 2019, 36 new sentinel sites (including public hospitals, private hospitals, and medical colleges) were added and was gradually oriented and started reporting. Recently, in November 2024, 17 reporting sites selected from all the provinces of Nepal were upgraded to sentinel sites, thus the number of sentinel sites are increasing. The current number of sentinel sites is 134.

Trend of Outbreak Prone Diseases/Syndromes





Comparative Analysis by Disease/Syndrome (Week 11, 2025)

Disease	Week 10, 2025 (Previous Week)	Week 11, 2025 (This Week)	Change in No. of Cases		Week 11, 2024 (Last Year Same Week)
AGE	372	394	22	■	399
SARI	728	702	-26	■	473
Cholera	0	1	1	■	0
Dengue	43	30	-13	■	51
Kala azar	4	2	-2	■	3
Malaria	1	0	-1	■	0

■ Increase in number of cases ■ Decrease in number of cases ■ No change in number of cases

Summary Observation (including probable and suspect cases)

Most of the **AGE** cases were reported from PARSA (37 cases), KATHMANDU (28 cases), TANAHU (16 cases), LALITPUR (16 cases) and BARA (14 cases).

Most of the **SARI** cases were reported from KATHMANDU (83 cases), SUNSARI (48 cases), MORANG (36 cases), RUPANDEHI (30 cases) and JHAPA (24 cases).

Most of the **Cholera** cases were reported from BHAKTAPUR (3 cases), ACHHAM (2 cases), RUKUM WEST (2 cases), BHOJPUR (2 cases) and BAJURA (1 case).

Malaria case(s) were reported from KATHMANDU (1 case).

Most of the **Dengue** cases were reported from SUNSARI (6 cases), KANCHANPUR (4 cases), DANG (4 cases), RUPANDEHI (3 cases) and MORANG (3 cases).

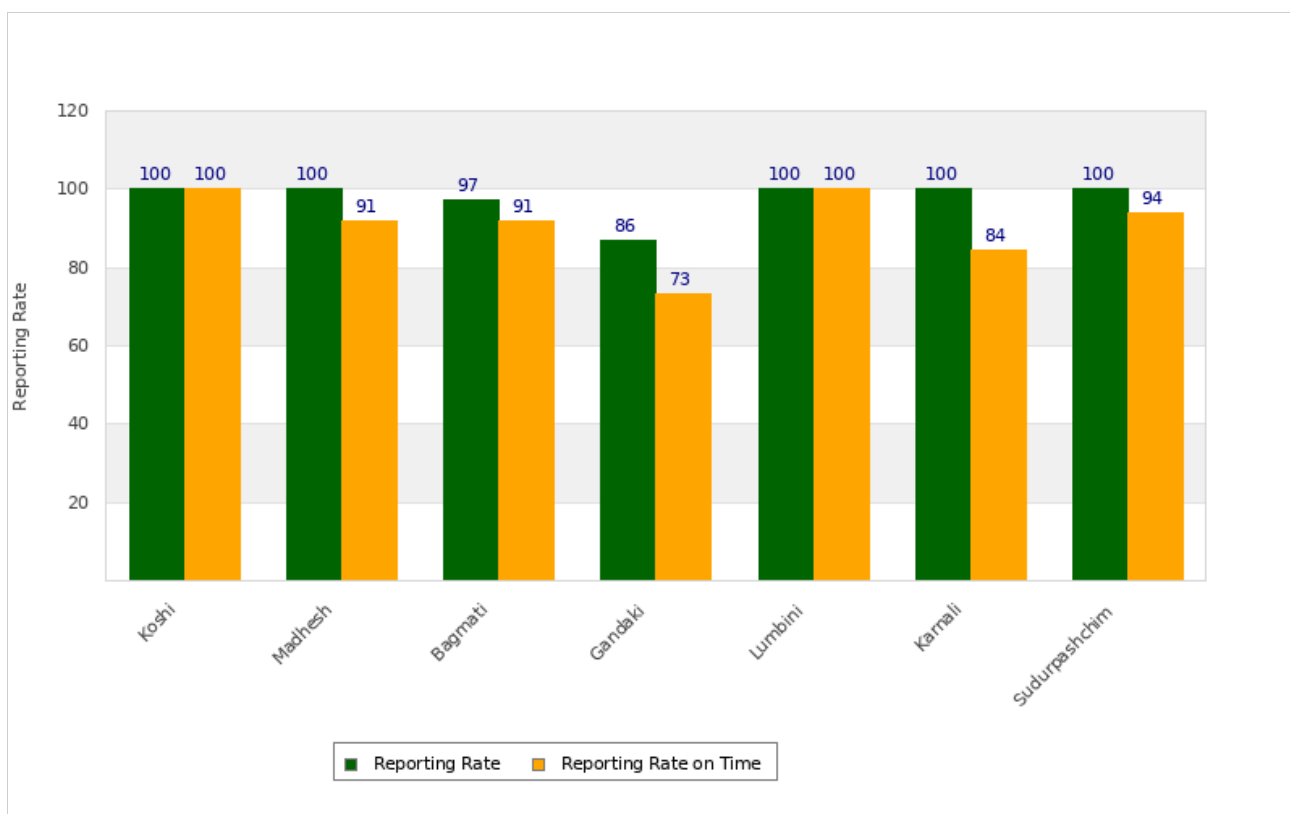
Most of the **Kala azar** cases were reported from DADEL DHURA (1 case), KALIKOT (1 case), PYUTHAN (1 case) and OKHALDHUNGA (1 case).

Most of the **Scrub Typhus** cases were reported from DANG (19 cases), CHITAWAN (16 cases), RUPANDEHI (13 cases), DOTI (9 cases) and DADEL DHURA (8 cases).

Most of the **Enteric Fever** cases were reported from DADEL DHURA (8 cases), SARLAHI (6 cases), OKHALDHUNGA (6 cases), MAHOTTARI (5 cases) and SUNSARI (4 cases).

Most of the **Influenza Like Illness** cases were reported from KAILALI (163 cases), SOLUKHUMBU (52 cases), BHAKTAPUR (51 cases), ACHHAM (47 cases) and PARBAT (46 cases).

Province Reporting Status (Week 11, 2025)



Acknowledgement: The Epidemiology and Disease Control Division (EDCD) highly acknowledges the contribution from all the sentinel sites, medical recorders, EWARS focal persons, rapid response team members and technical support from WHO and GIZ for preparation of this bulletin.

Note: This bulletin is also available at the EDCD website. Other information can also be accessed at the website www.edcd.gov.np. If you have difficulty reading this bulletin, you can access it [online](#).