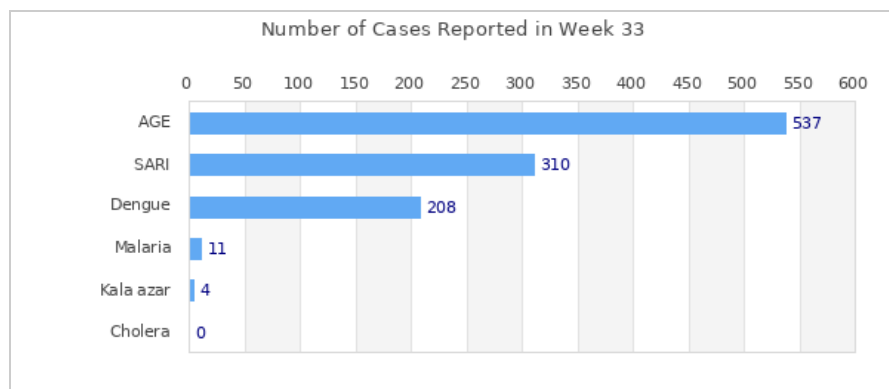




Highlights

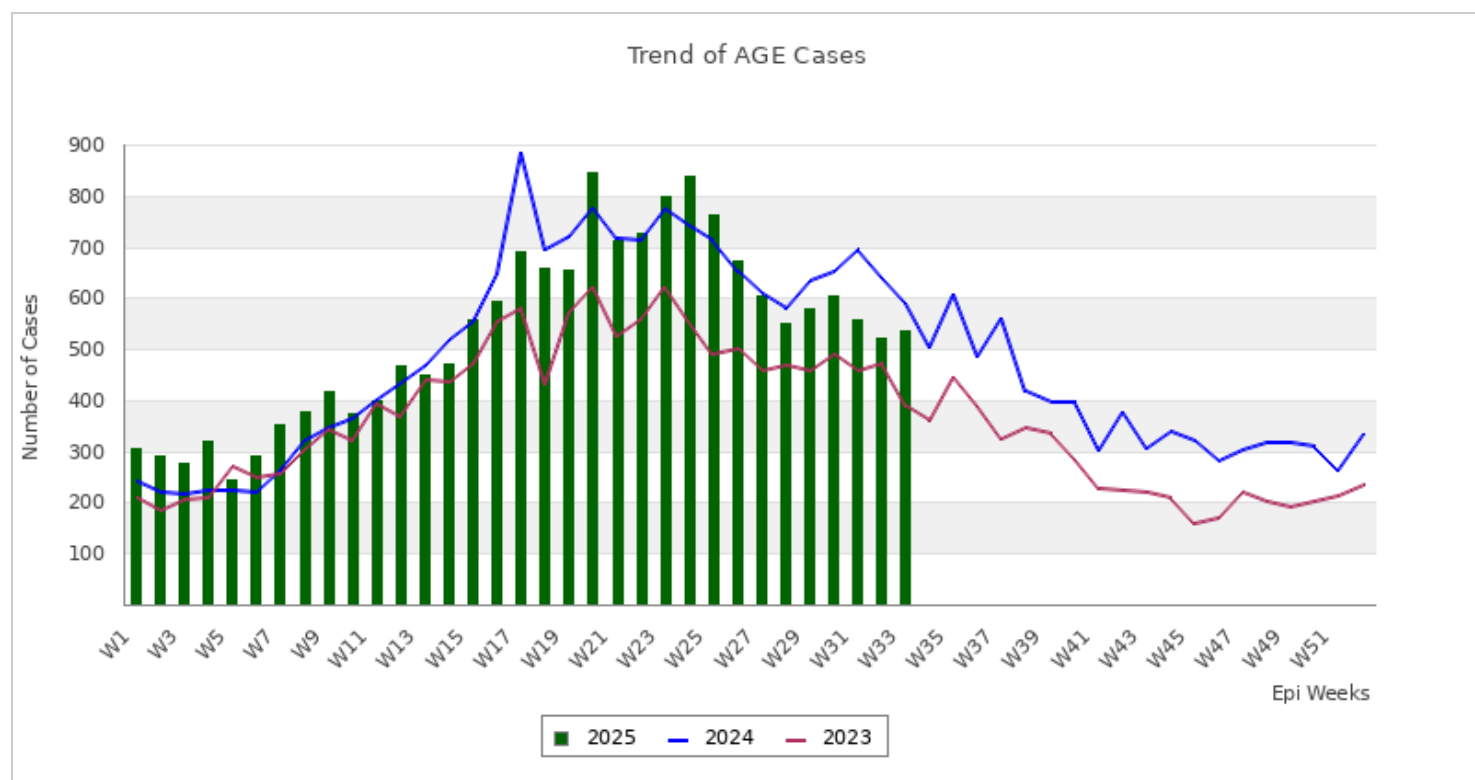
Among the reported diseases, **AGE** is the leading cause of morbidity in Week 33 with **537 reported cases**.

Overall reporting rate of Week 33 is **99.3%** with **133 out of 134** sentinel sites reporting to EWARS.

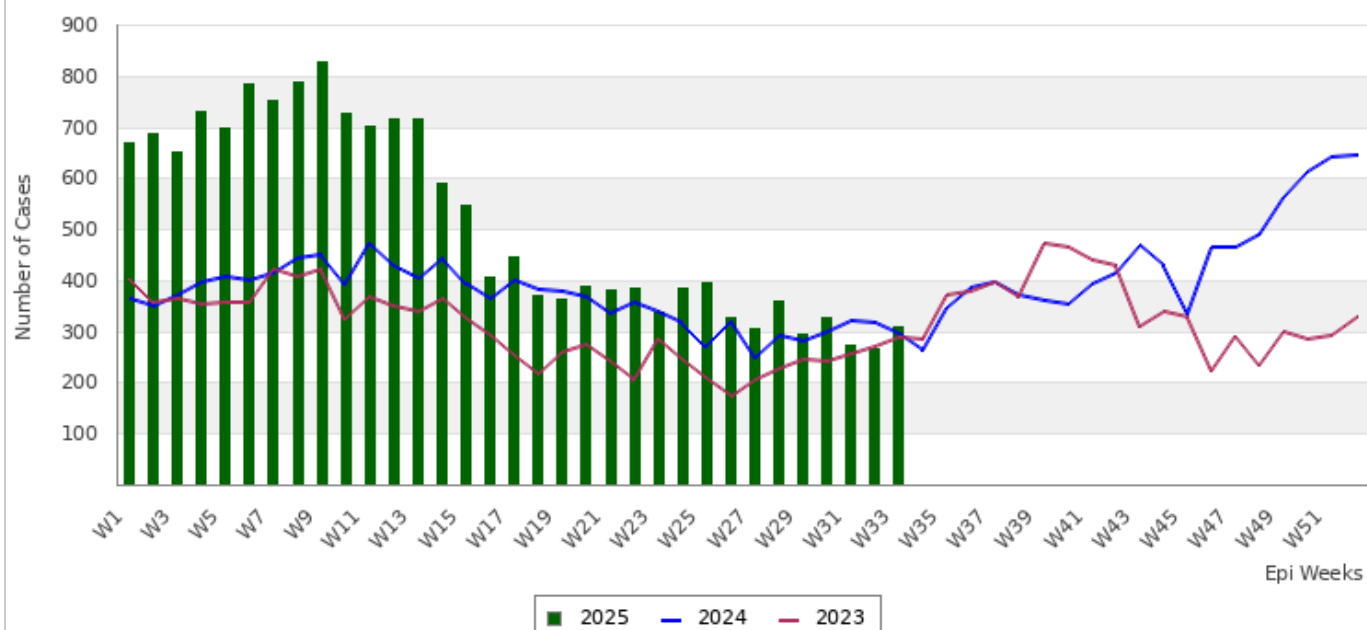


This bulletin includes data since January 2022 till date, including comparison of the same period last two year. In May 2019, 36 new sentinel sites (including public hospitals, private hospitals, and medical colleges) were added and was gradually oriented and started reporting. Recently, in November 2024, 17 reporting sites selected from all the provinces of Nepal were upgraded to sentinel sites, thus the number of sentinel sites are increasing. The current number of sentinel sites is 134.

Trend of Outbreak Prone Diseases/Syndromes



Trend of SARI Cases



Comparative Analysis by Disease/Syndrome (Week 33, 2025)

Disease	Week 32, 2025 (Previous Week)	Week 33, 2025 (This Week)	Change in No. of Cases	Week 33, 2024 (Last Year Same Week)
AGE	521	537	16 ■	590
SARI	266	310	44 ■	295
Cholera	0	0	0 ■	5
Dengue	160	208	48 ■	636
Kala azar	5	4	-1 ■	5
Malaria	10	11	1 ■	2

■ Increase in number of cases
 ■ Decrease in number of cases
 ■ No change in number of cases

Summary Observation (including probable and suspect cases)

Most of the **AGE** cases were reported from KATHMANDU (55 cases), PARSA (40 cases), MAKWANPUR (21 cases), KAILALI (18 cases) and BHAKTAPUR (15 cases).

Most of the **SARI** cases were reported from KATHMANDU (36 cases), RUPANDEHI (19 cases), MORANG (18 cases), DADEL DHURA (13 cases) and KASKI (11 cases).

Most of the **Cholera** cases were reported from GULMI (4 cases), BHAKTAPUR (4 cases), BHOJPUR (3 cases), MUSTANG (2 cases) and KATHMANDU (1 case).

Most of the **Malaria** cases were reported from SALYAN (2 cases), KAPILBASTU (1 case), LAMJUNG (1 case), CHITAWAN (1 case) and BHAKTAPUR (1 case).

Most of the **Dengue** cases were reported from PALPA (23 cases), KATHMANDU (21 cases), DANG (14 cases), DADEL DHURA (12 cases) and SANKHUWASABHA (10 cases).

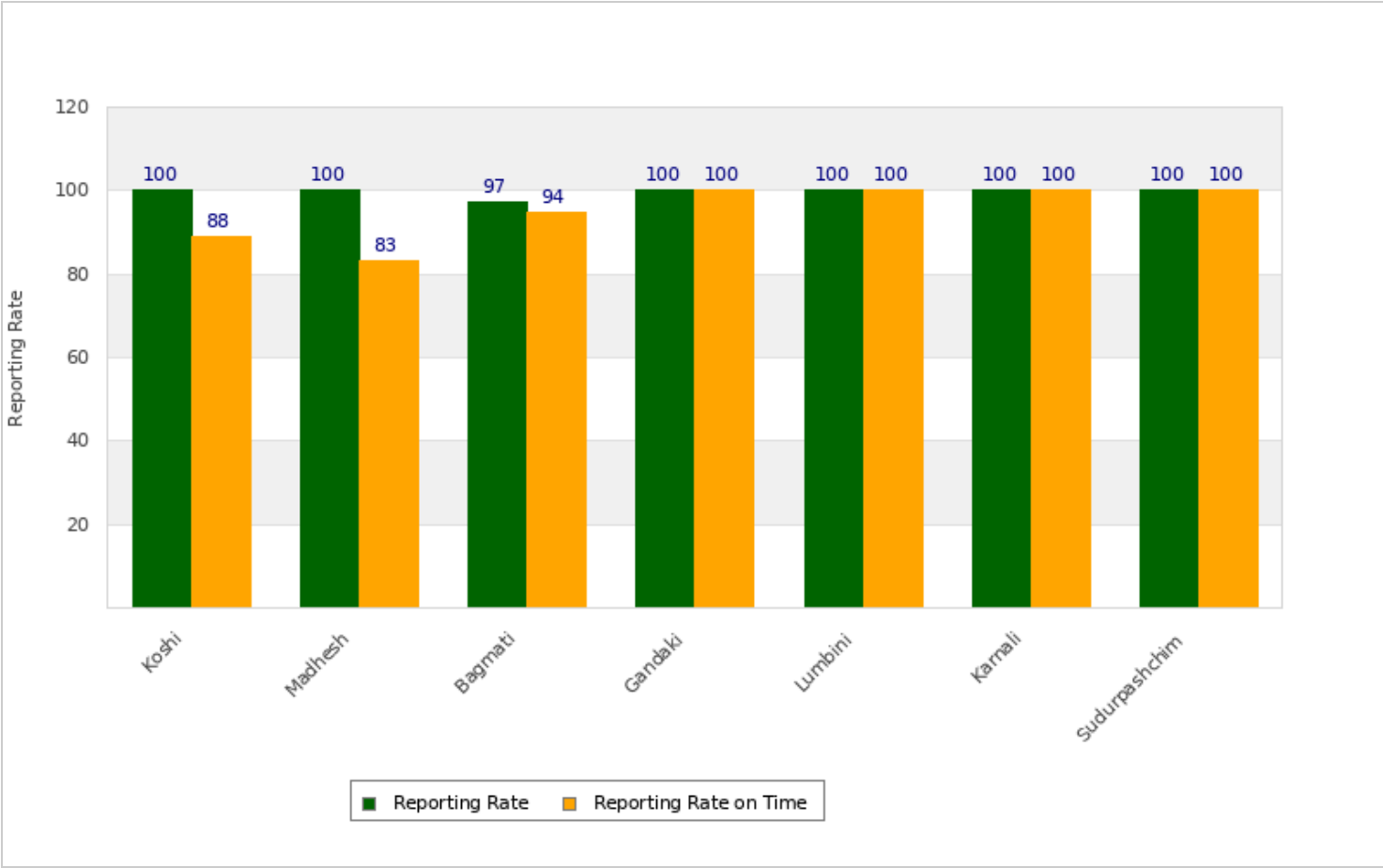
Most of the **Kala azar** cases were reported from BAJHANG (1 case), BAJURA (1 case), KAVREPALANCHOK (1 case) and SUNSARI (1 case).

Most of the **Scrub Typhus** cases were reported from DANG (44 cases), ACHHAM (34 cases), DADEL DHURA (16 cases), SYANGJA (14 cases) and PALPA (13 cases).

Most of the **Enteric Fever** cases were reported from KAILALI (42 cases), DARCHULA (10 cases), KANCHANPUR (9 cases), RUPANDEHI (9 cases) and PARSA (9 cases).

Most of the **Influenza Like Illness** cases were reported from KAILALI (36 cases), SINDHUPALCHOK (22 cases), PARBAT (19 cases), DAILEKH (17 cases) and KATHMANDU (14 cases).

Province Reporting Status (Week 33, 2025)



Acknowledgement: The Epidemiology and Disease Control Division (EDCD) highly acknowledges the contribution from all the sentinel sites, medical recorders, EWARS focal persons, rapid response team members and technical support from WHO and GIZ for preparation of this bulletin.

Note: This bulletin is also available at the ED CD website. Other information can also be accessed at the website www.edcd.gov.np. If you have difficulty reading this bulletin, you can access it [online](#).