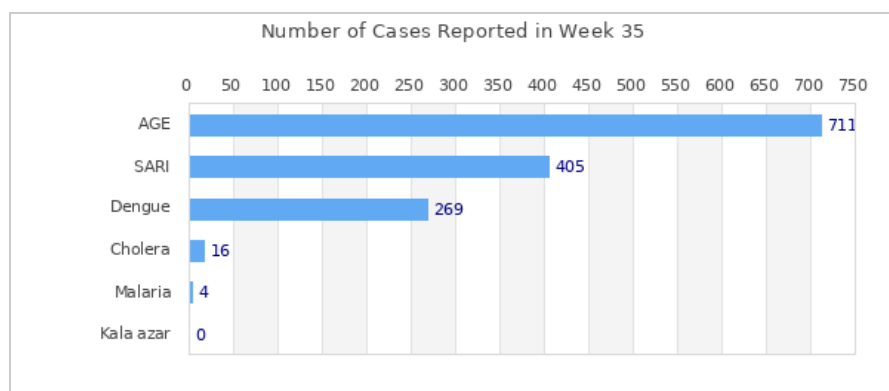




## Highlights

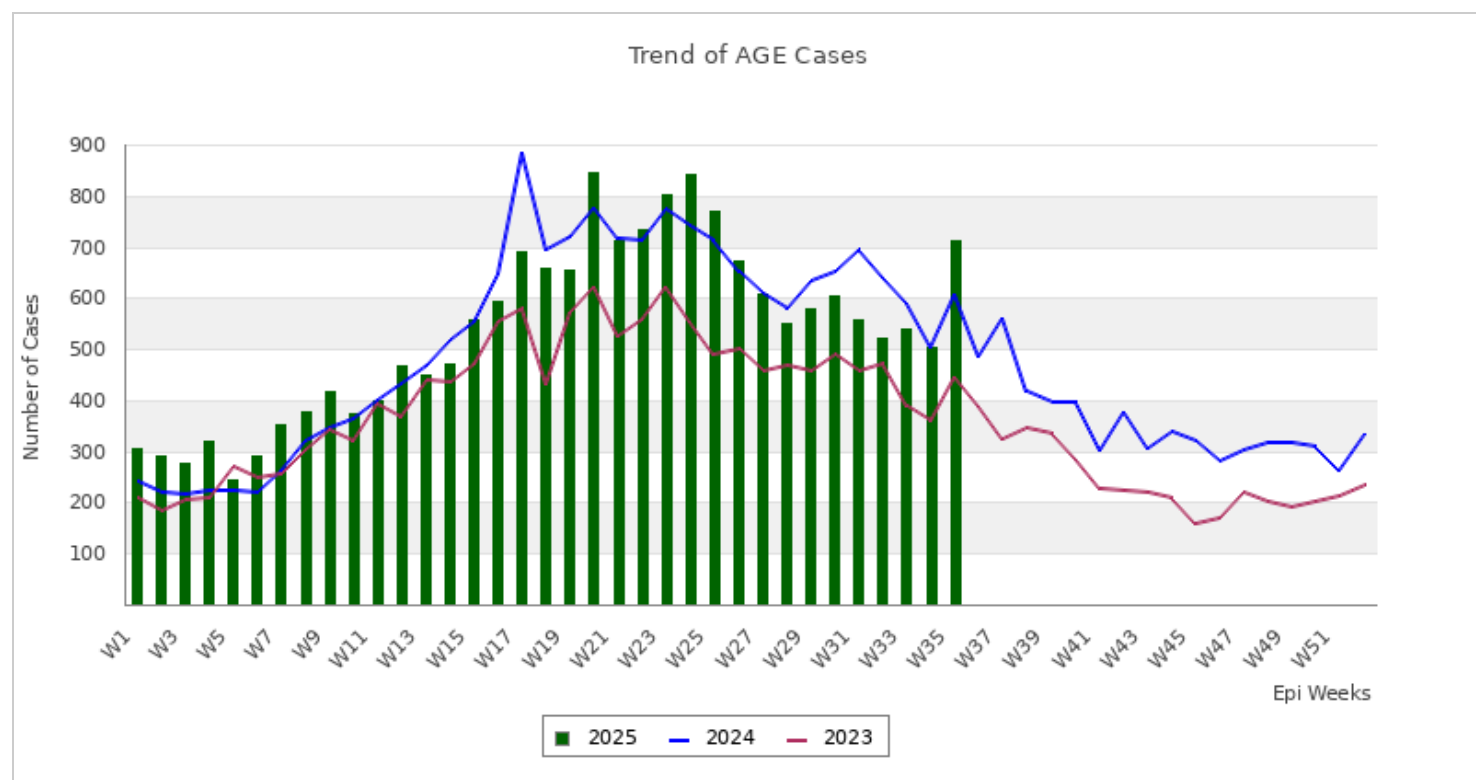
Among the reported diseases, **AGE** is the leading cause of morbidity in Week 35 with **711 reported cases**.

Overall reporting rate of Week 35 is **97.8%** with **131 out of 134** sentinel sites reporting to EWARS.

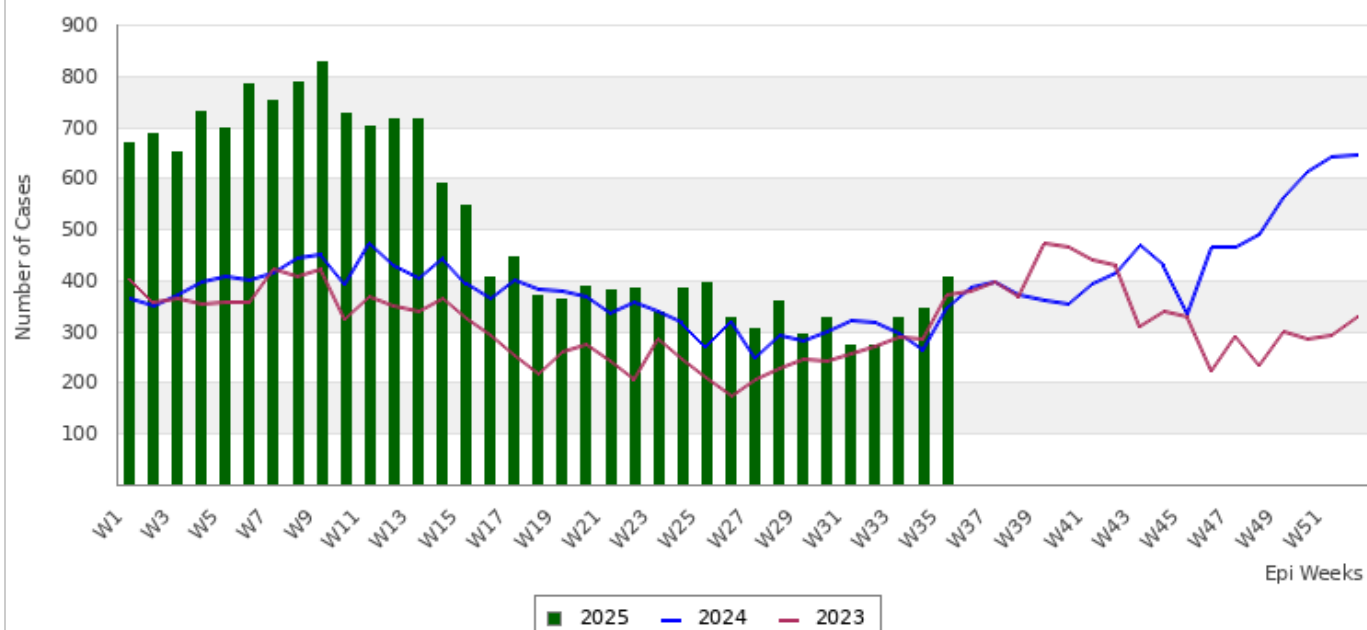


This bulletin includes data since January 2022 till date, including comparison of the same period last two year. In May 2019, 36 new sentinel sites (including public hospitals, private hospitals, and medical colleges) were added and was gradually oriented and started reporting. Recently, in November 2024, 17 reporting sites selected from all the provinces of Nepal were upgraded to sentinel sites, thus the number of sentinel sites are increasing. The current number of sentinel sites is 134.

## Trend of Outbreak Prone Diseases/Syndromes



Trend of SARI Cases



### Comparative Analysis by Disease/Syndrome (Week 35, 2025)

Disease	Week 34, 2025 (Previous Week)	Week 35, 2025 (This Week)	Change in No. of Cases	Week 35, 2024 (Last Year Same Week)
AGE	503	711	208 <span style="color: red;">■</span>	610
SARI	344	405	61 <span style="color: red;">■</span>	347
Cholera	5	16	11 <span style="color: red;">■</span>	4
Dengue	231	269	38 <span style="color: red;">■</span>	979
Kala azar	3	0	-3 <span style="color: green;">■</span>	5
Malaria	9	4	-5 <span style="color: green;">■</span>	4

■ Increase in number of cases     
 ■ Decrease in number of cases     
 ■ No change in number of cases

### Summary Observation (including probable and suspect cases)

Most of the **AGE** cases were reported from PARSA (153 cases), KATHMANDU (77 cases), BARA (30 cases), MAKWANPUR (25 cases) and LALITPUR (24 cases).

Most of the **SARI** cases were reported from KATHMANDU (36 cases), MORANG (32 cases), RUPANDEHI (30 cases), PARBAT (27 cases) and KAILALI (20 cases).

Most of the **Cholera** cases were reported from PARSA (87 cases), BARA (11 cases), GULMI (4 cases), BHOJPUR (4 cases) and MUSTANG (3 cases).

Most of the **Malaria** cases were reported from KAILALI (2 cases), KASKI (2 cases), RAUTAHAT (2 cases) and ACHHAM (1 case).

Most of the **Dengue** cases were reported from KATHMANDU (34 cases), PALPA (26 cases), SURKHET (25 cases), DANG (13 cases) and SYANGJA (12 cases).

**Kala azar** case(s) were reported from HUMLA (1 case).

Most of the **Scrub Typhus** cases were reported from PALPA (36 cases), SYANGJA (18 cases), DOTI (17 cases), SANKHUWASABHA (17 cases) and KATHMANDU (16 cases).

Most of the **Enteric Fever** cases were reported from KAILALI (41 cases), KANCHANPUR (13 cases), KATHMANDU (11 cases), JHAPA (10 cases) and PARBAT (9 cases).

Most of the **Influenza Like Illness** cases were reported from KAILALI (76 cases), DAILEKH (39 cases), SINDHUPALCHOK (31 cases), ACHHAM (28 cases) and KANCHANPUR (26 cases).

Province Reporting Status (Week 35, 2025)



**Acknowledgement:** The Epidemiology and Disease Control Division (EDCD) highly acknowledges the contribution from all the sentinel sites, medical recorders, EWARS focal persons, rapid response team members and technical support from WHO and GIZ for preparation of this bulletin.

**Note:** This bulletin is also available at the EDCD website. Other information can also be accessed at the website [www.edcd.gov.np](http://www.edcd.gov.np). If you have difficulty reading this bulletin, you can access it [online](#).