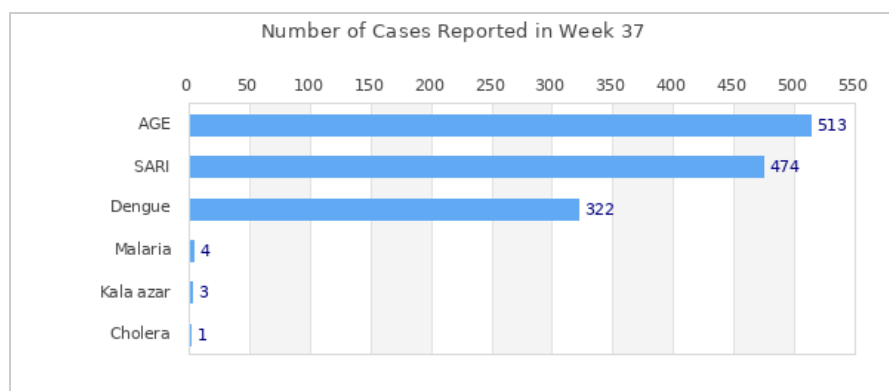




Highlights

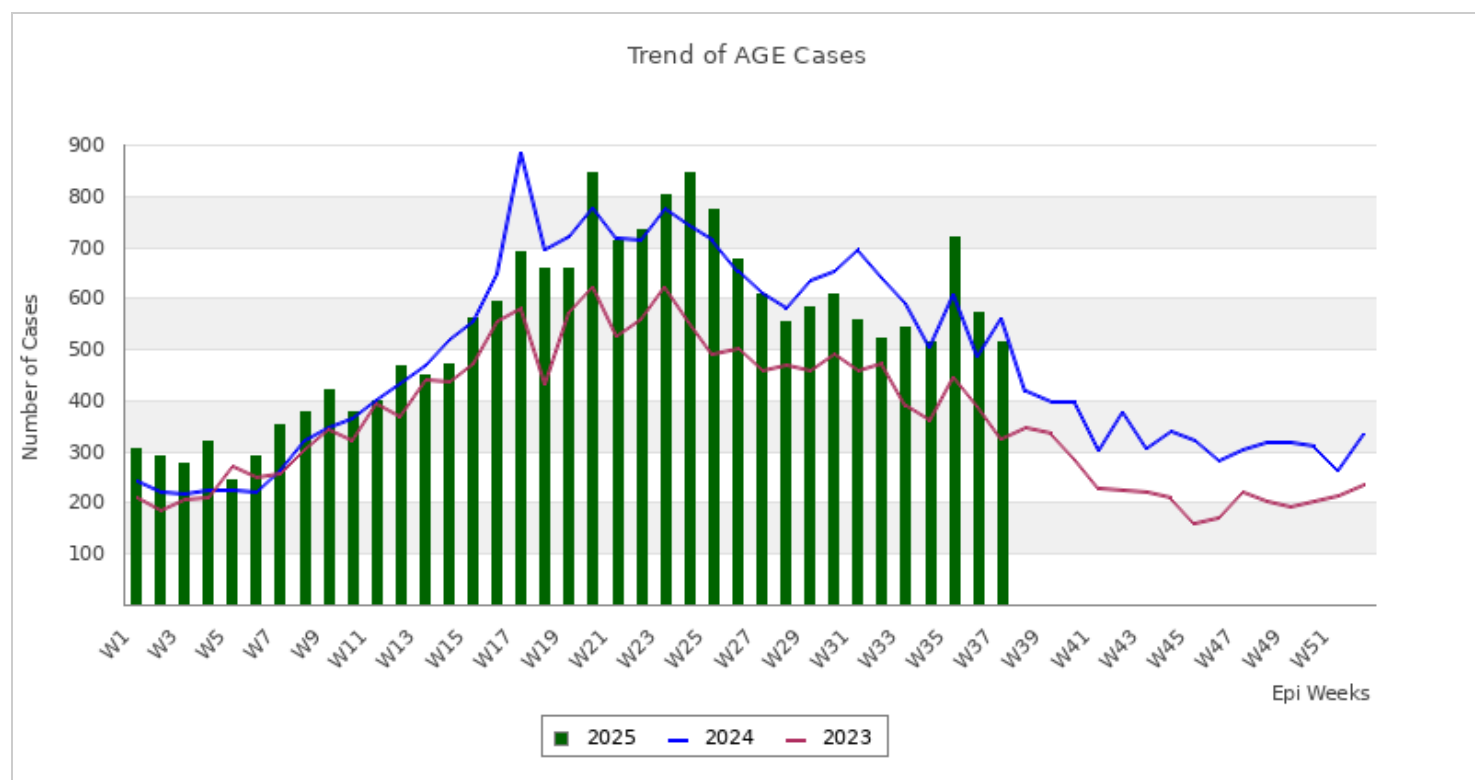
Among the reported diseases, **AGE** is the leading cause of morbidity in Week 37 with **513 reported cases**.

Overall reporting rate of Week 37 is **94.8%** with **127 out of 134** sentinel sites reporting to EWARS.

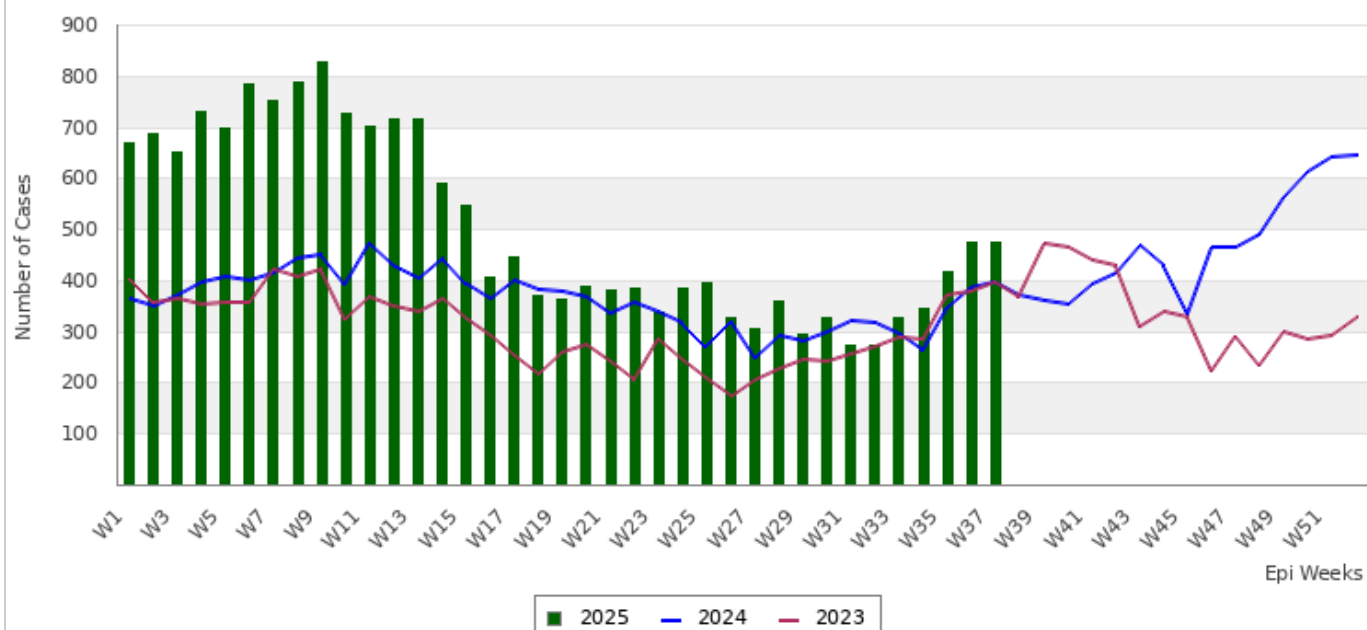


This bulletin includes data since January 2022 till date, including comparison of the same period last two year. In May 2019, 36 new sentinel sites (including public hospitals, private hospitals, and medical colleges) were added and was gradually oriented and started reporting. Recently, in November 2024, 17 reporting sites selected from all the provinces of Nepal were upgraded to sentinel sites, thus the number of sentinel sites are increasing. The current number of sentinel sites is 134.

Trend of Outbreak Prone Diseases/Syndromes



Trend of SARI Cases



Comparative Analysis by Disease/Syndrome (Week 37, 2025)

Disease	Week 36, 2025 (Previous Week)	Week 37, 2025 (This Week)	Change in No. of Cases	Week 37, 2024 (Last Year Same Week)
AGE	573	513	-60 ■	560
SARI	474	474	0 ■	396
Cholera	4	1	-3 ■	5
Dengue	303	322	19 ■	1851
Kala azar	4	3	-1 ■	8
Malaria	4	4	0 ■	7

■ Increase in number of cases
 ■ Decrease in number of cases
 ■ No change in number of cases

Summary Observation (including probable and suspect cases)

Most of the **AGE** cases were reported from PARSA (101 cases), KATHMANDU (41 cases), BARA (19 cases), RUPANDEHI (18 cases) and KASKI (16 cases).

Most of the **SARI** cases were reported from KATHMANDU (56 cases), SUNSARI (28 cases), MORANG (26 cases), BAITADI (20 cases) and RUPANDEHI (19 cases).

Most of the **Cholera** cases were reported from MUSTANG (6 cases), BHAKTAPUR (4 cases), GORKHA (3 cases), RAUTAHAT (3 cases) and PARSA (2 cases).

Most of the **Malaria** cases were reported from KAILALI (1 case), BAJHANG (1 case), GULMI (1 case), ROLPA (1 case) and RAMECHHAP (1 case).

Most of the **Dengue** cases were reported from KATHMANDU (50 cases), SURKHET (35 cases), BAGLUNG (25 cases), DANG (18 cases) and BARDIYA (17 cases).

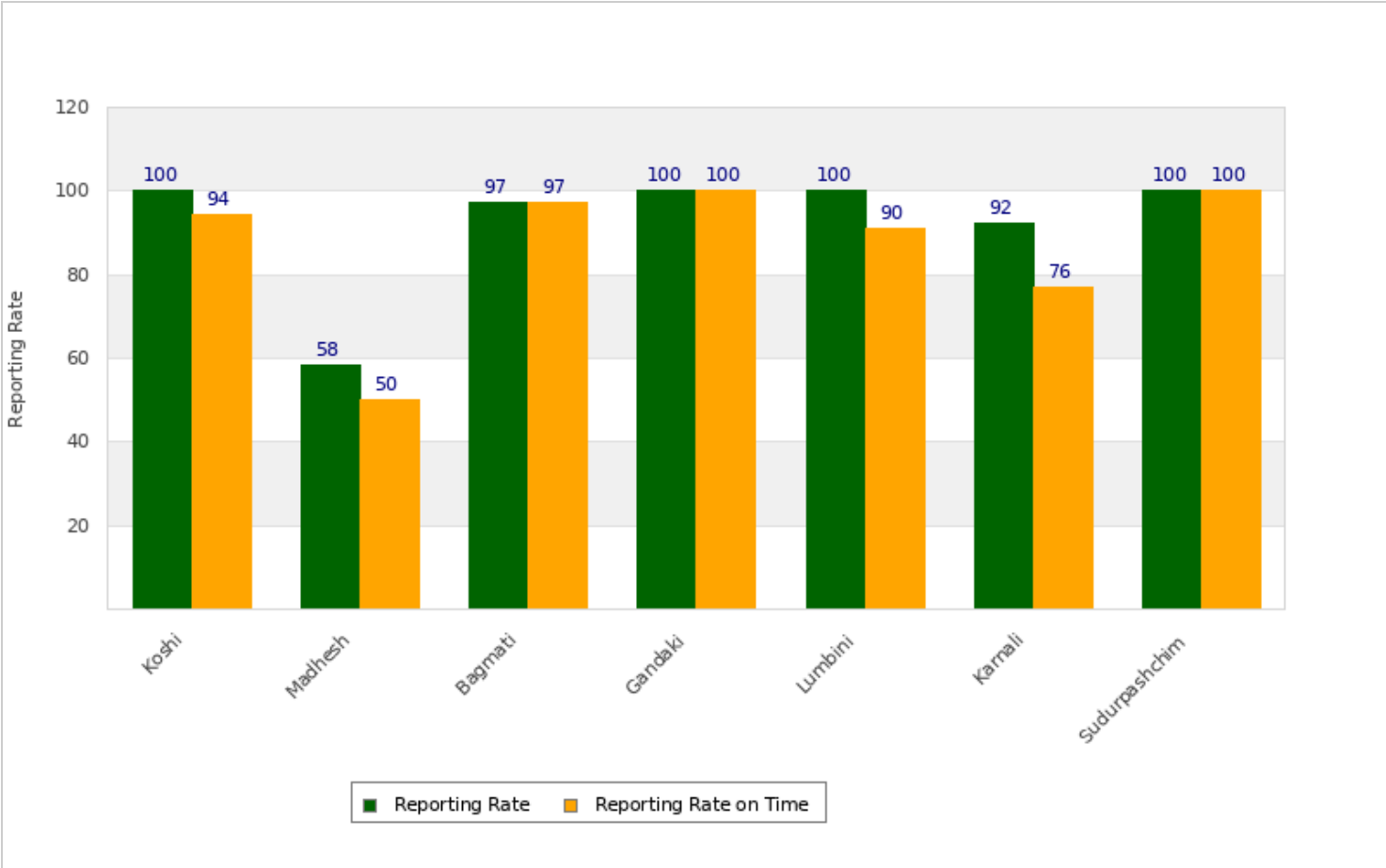
Most of the **Kala azar** cases were reported from MUGU (1 case), MAKWANPUR (1 case) and SARLAHI (1 case).

Most of the **Scrub Typhus** cases were reported from DARCHULA (28 cases), DANG (21 cases), GULMI (18 cases), KATHMANDU (16 cases) and KAILALI (15 cases).

Most of the **Enteric Fever** cases were reported from KAILALI (52 cases), KANCHANPUR (15 cases), BAJHANG (13 cases), JHAPA (12 cases) and KASKI (11 cases).

Most of the **Influenza Like Illness** cases were reported from PARBAT (47 cases), DAILEKH (31 cases), KAILALI (29 cases), BHAKTAPUR (22 cases) and ACHHAM (21 cases).

Province Reporting Status (Week 37, 2025)



Acknowledgement: The Epidemiology and Disease Control Division (EDCD) highly acknowledges the contribution from all the sentinel sites, medical recorders, EWARS focal persons, rapid response team members and technical support from WHO and GIZ for preparation of this bulletin.

Note: This bulletin is also available at the EDCD website. Other information can also be accessed at the website www.edcd.gov.np. If you have difficulty reading this bulletin, you can access it [online](#).