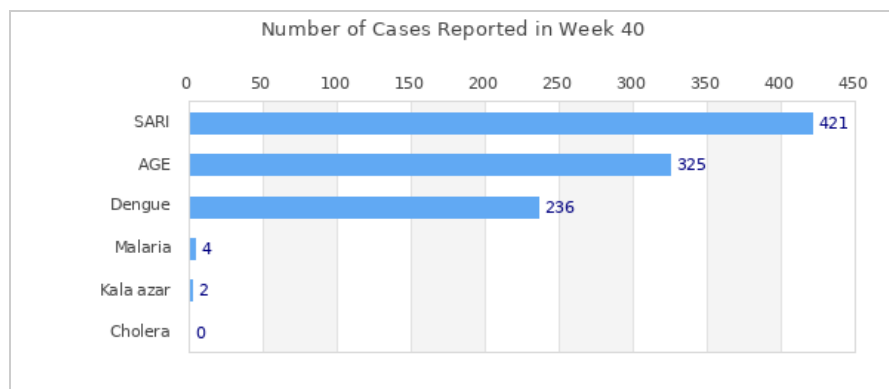




Highlights

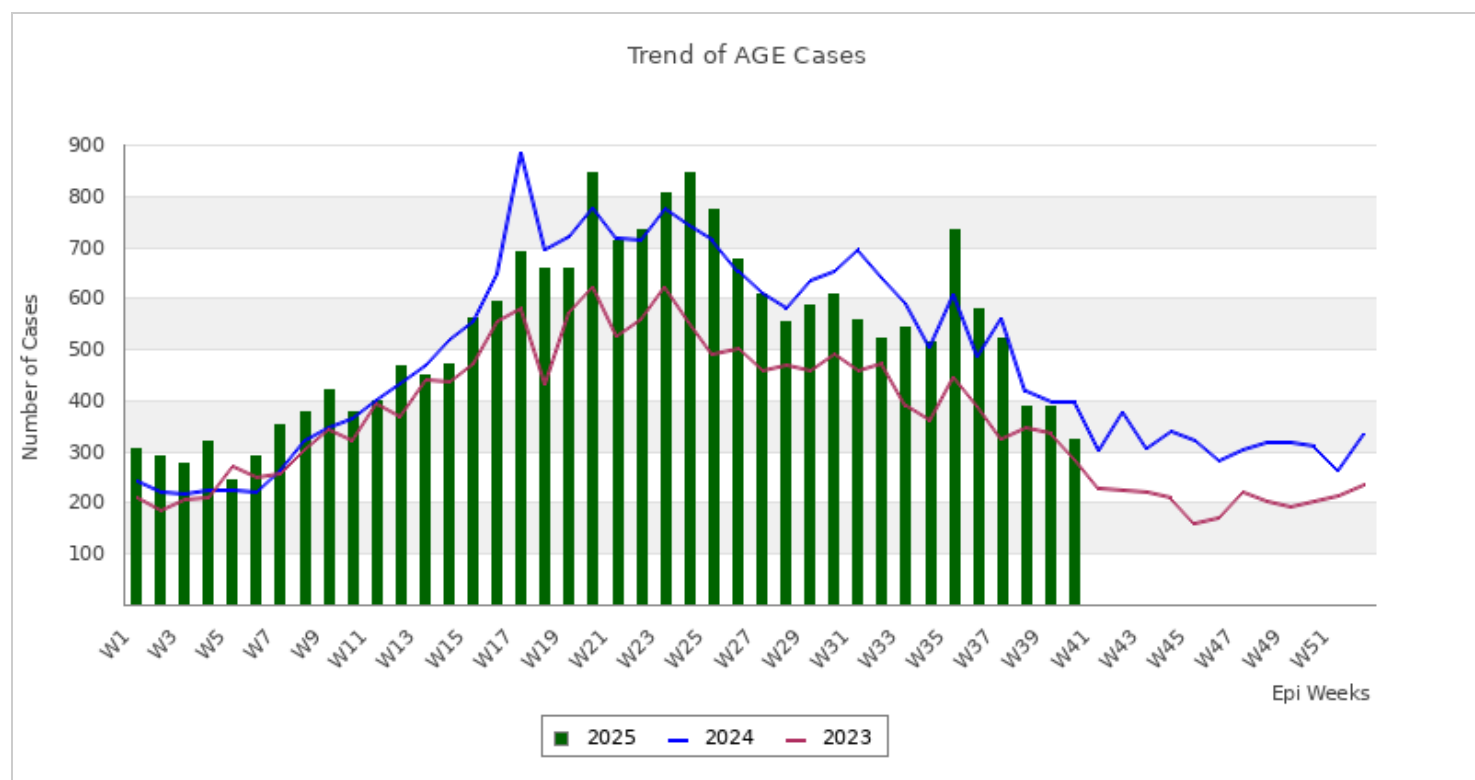
Among the reported diseases, **SARI** is the leading cause of morbidity in Week 40 with **421 reported cases**.

Overall reporting rate of Week 40 is **92.5%** with **124 out of 134** sentinel sites reporting to EWARS.

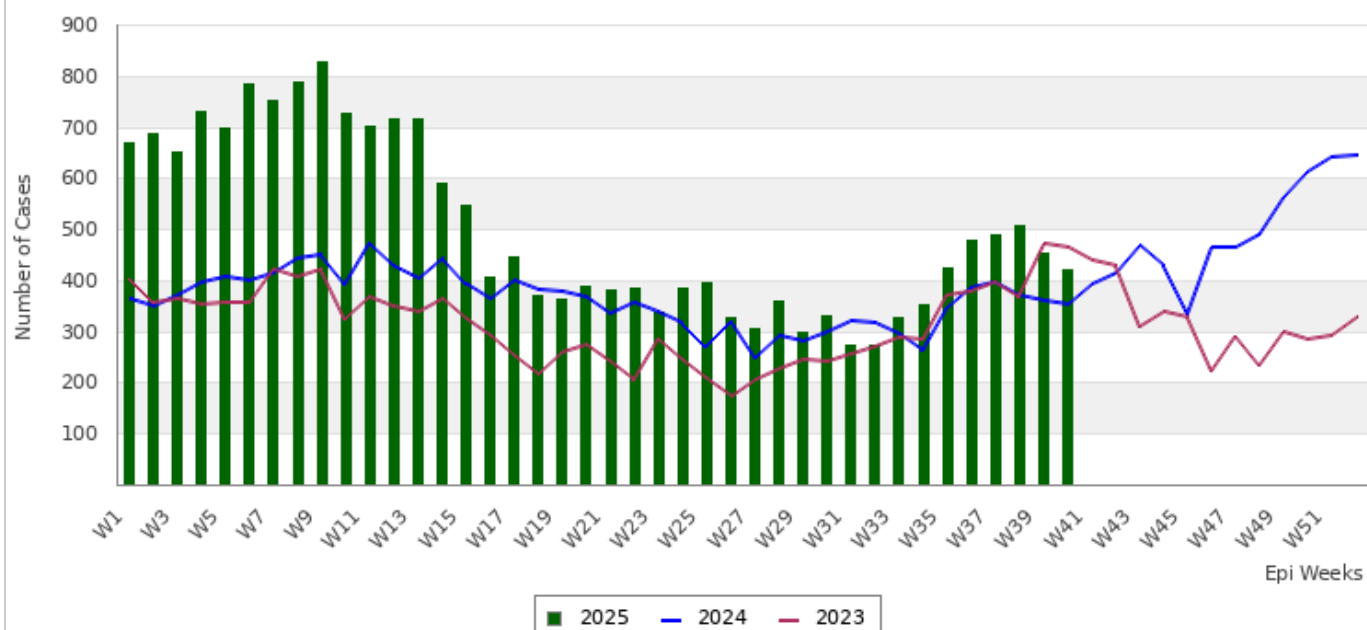


This bulletin includes data since January 2023 till date, including comparison of the same period last two year. In May 2019, 36 new sentinel sites (including public hospitals, private hospitals, and medical colleges) were added and was gradually oriented and started reporting. Recently, in November 2024, 17 reporting sites selected from all the provinces of Nepal were upgraded to sentinel sites, thus the number of sentinel sites have increased. The current number of sentinel sites is 134.

Trend of Outbreak Prone Diseases/Syndromes



Trend of SARI Cases



Comparative Analysis by Disease/Syndrome (Week 40, 2025)

Disease	Week 39, 2025 (Previous Week)	Week 40, 2025 (This Week)	Change in No. of Cases	Week 40, 2024 (Last Year Same Week)
AGE	389	325	-64 ■	395
SARI	452	421	-31 ■	352
Cholera	0	0	0 ■	0
Dengue	306	236	-70 ■	2384
Kala azar	7	2	-5 ■	3
Malaria	8	4	-4 ■	12

■ Increase in number of cases
 ■ Decrease in number of cases
 ■ No change in number of cases

Summary Observation (including probable and suspect cases)

Most of the **AGE** cases were reported from KATHMANDU (25 cases), BHAKTAPUR (22 cases), PARSA (17 cases), BARA (14 cases) and SIRAHA (14 cases).

Most of the **SARI** cases were reported from RUPANDEHI (26 cases), KATHMANDU (26 cases), MORANG (26 cases), SUNSARI (23 cases) and PANCHTHAR (18 cases).

Most of the **Cholera** cases were reported from PARSA (18 cases), BHAKTAPUR (2 cases), BARA (2 cases), KHOTANG (2 cases) and KAVREPALANCHOK (1 case).

Most of the **Malaria** cases were reported from KAILALI (2 cases), SYANGJA (2 cases), NAWALPARASI WEST (1 case), TANAHU (1 case) and SARLAHI (1 case).

Most of the **Dengue** cases were reported from KATHMANDU (37 cases), DANG (20 cases), SURKHET (15 cases), DADEL DHURA (12 cases) and LALITPUR (12 cases).

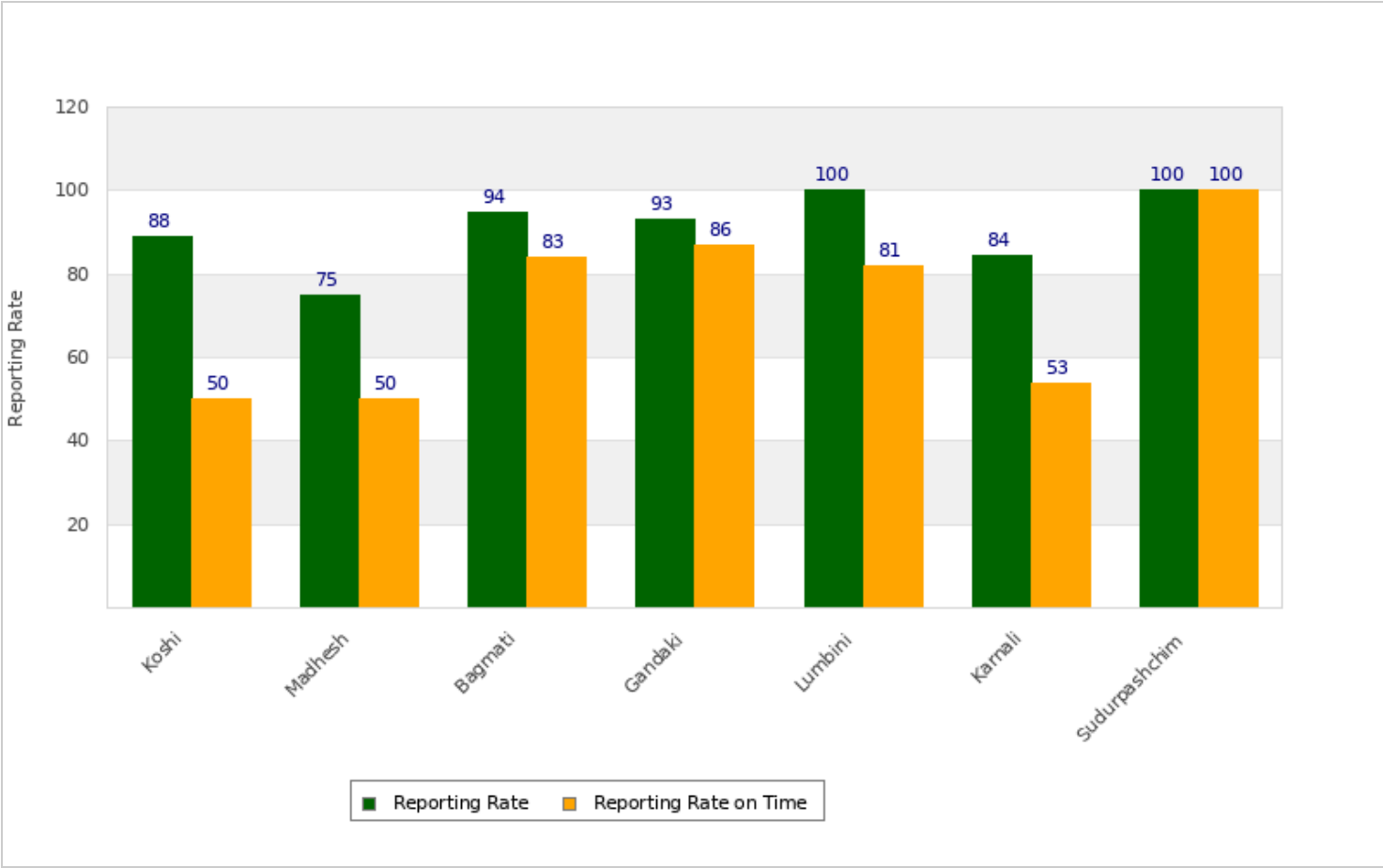
Kala azar case(s) were reported from KATHMANDU (1 case) and MORANG (1 case).

Most of the **Scrub Typhus** cases were reported from DANG (51 cases), CHITAWAN (17 cases), DARCHULA (16 cases), ARGHAKHANCHI (16 cases) and ROLPA (15 cases).

Most of the **Enteric Fever** cases were reported from KAILALI (33 cases), JHAPA (13 cases), KANCHANPUR (11 cases), BAJHANG (11 cases) and PALPA (10 cases).

Most of the **Influenza Like Illness** cases were reported from BHAKTAPUR (23 cases), PARBAT (21 cases), DAILEKH (20 cases), SINDHULI (19 cases) and BAGLUNG (6 cases).

Province Reporting Status (Week 40, 2025)



Acknowledgement: The Epidemiology and Disease Control Division (EDCD) highly acknowledges the contribution from all the sentinel sites, medical recorders, EWARS focal persons, rapid response team members and technical support from WHO and GIZ for preparation of this bulletin.

Note: This bulletin is also available at the EDCD website. Other information can also be accessed at the website www.edcd.gov.np. If you have difficulty reading this bulletin, you can access it [online](#).